



What changes with EMI 1 ? *(from a sysadmin perspective)*

Emidio Giorgio
INFN Catania
EMI - NA2

Outline

- What changes with EMI 1 ?
 - Installation
 - Where to get EMI 1
 - What to install ?
 - How to install it
 - Configuration
 - FAQ

Release roadmap

- Lifetime of each major release is two years
 - 18 months full support + 6 months security related support
- One major release per year
- Minor release
 - interface or functional changes - backward compatible
- Revision release
 - every one or two week -- bug fixes
- Emergency release
 - very specific (security related) bug fixes

Installation

- Officially supported platform is SL5 x86_64
- Installation from EMI repository :

<http://emisoft.web.cern.ch/emisoft/dist/EMI>

- A single repository for **all** middleware components
- `yum install <metapackage name>`

Configuration

- Package deployment under **FHS** -
Filesystem Hierarchy Standard - policies
-standard locations for packages (`/usr`)
and configuration files (`/etc`)
- Each component is configured as it used to
be in its *pre-EMI 1* release
- Most packages are affected by substantial
changes : read carefully **Release Notes**
- More on next hands-on

FAQ

- How to get support for EMI components ?
 - *EMI is cooperating with EGI to provide user support for middleware components. The EGI helpdesk (GGUS) is the entry point for user support requests.*
- How is request managed ?

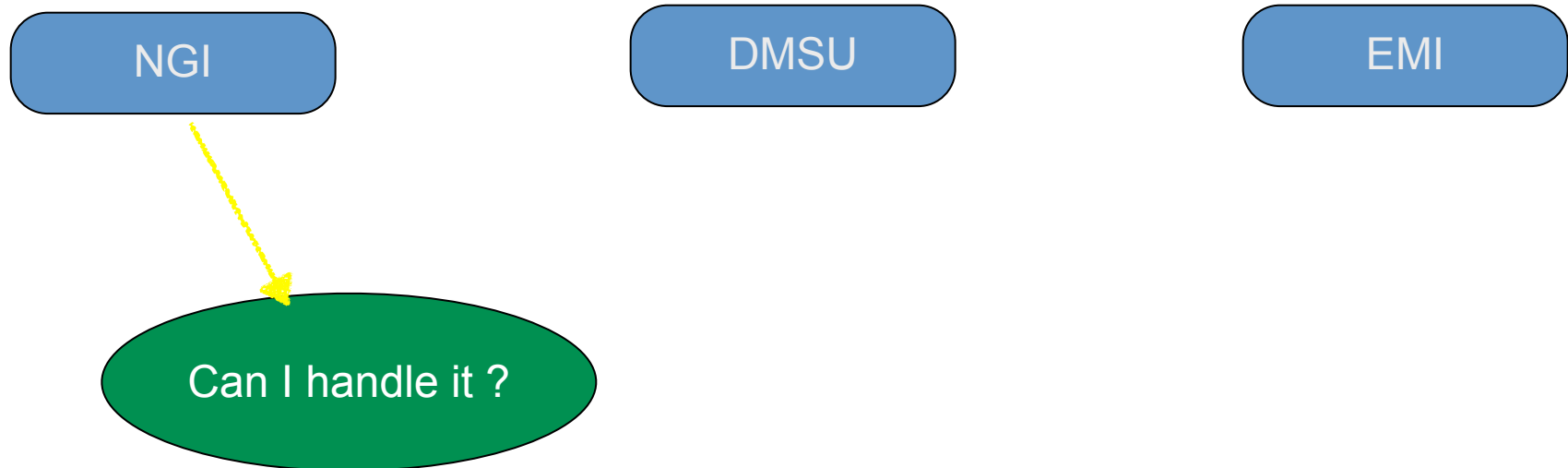
NGI

DMSU

EMI

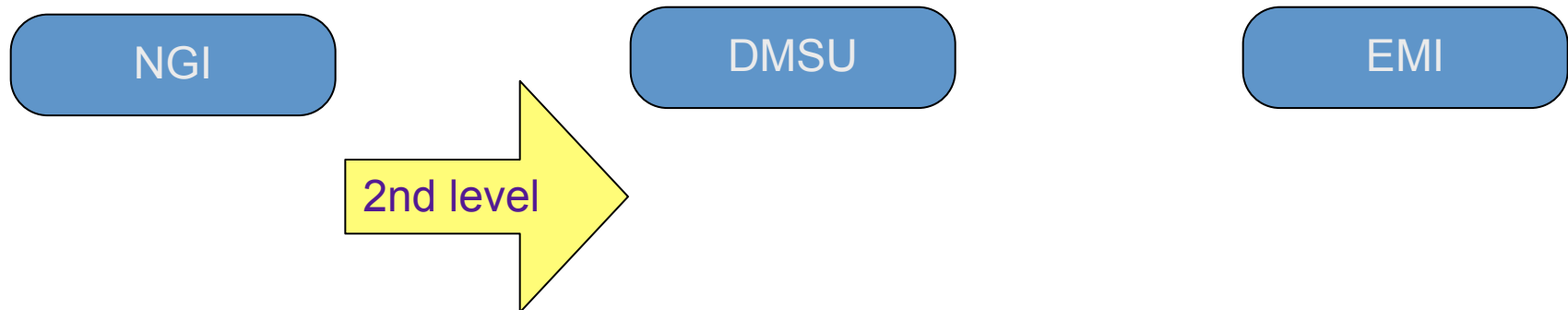
FAQ

- How to get support for EMI components ?
 - EMI is cooperating with EGI to provide user support for middleware components. The EGI helpdesk (GGUS) is the entry point for user support requests.
- How is request managed ?



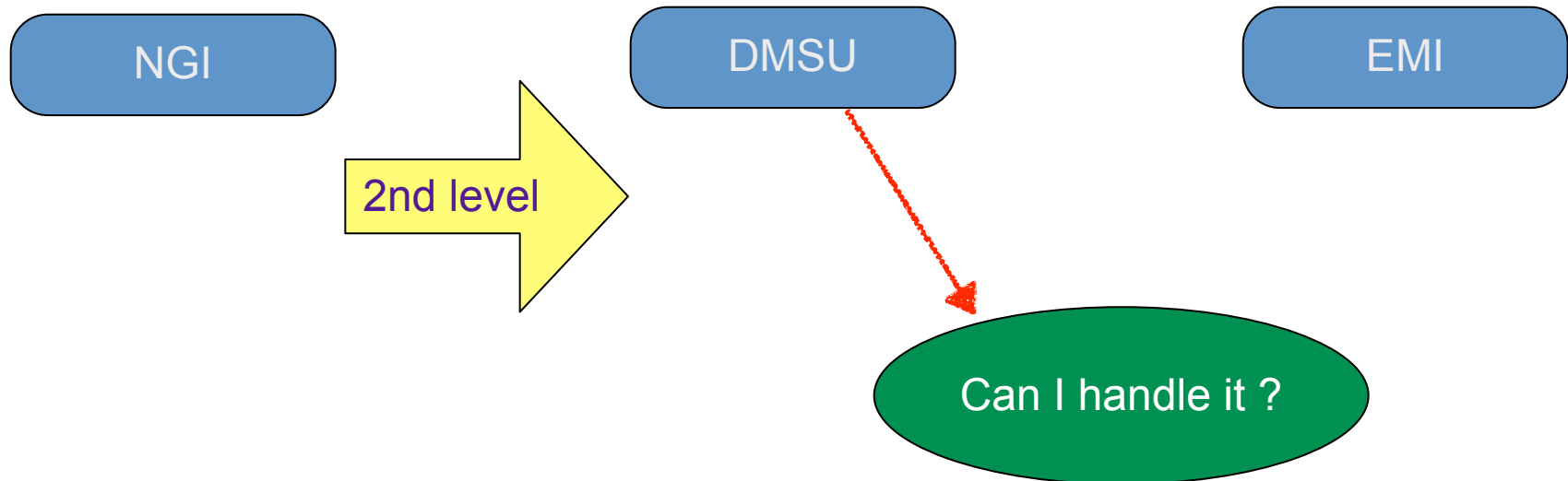
FAQ

- How to get support for EMI components ?
 - *EMI is cooperating with EGI to provide user support for middleware components. The EGI helpdesk (GGUS) is the entry point for user support requests.*
- How is request managed ?



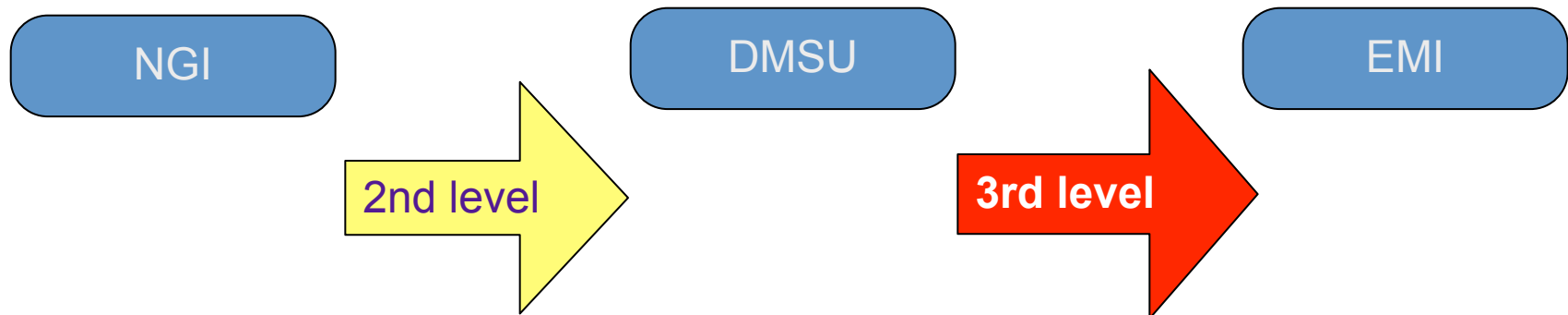
FAQ

- How to get support for EMI components ?
 - EMI is cooperating with EGI to provide user support for middleware components. The EGI helpdesk (GGUS) is the entry point for user support requests.
- How is request managed ?



FAQ

- How to get support for EMI components ?
 - EMI is cooperating with EGL to provide user support for middleware components. The EGL helpdesk (GGUS) is the entry point for user support requests.
- How is request managed ?





Thank you!

EMI is partially funded by the European Commission under Grant Agreement RI-261611